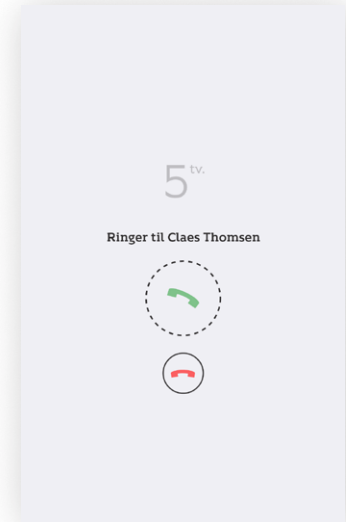
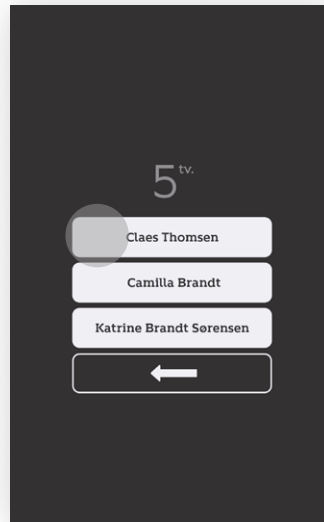
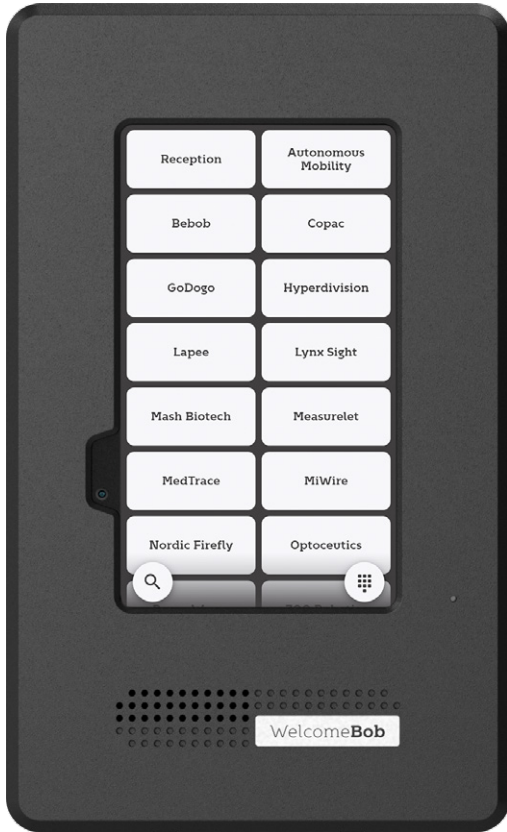


# WelcomeBob

WelcomeBob for multi user buildings

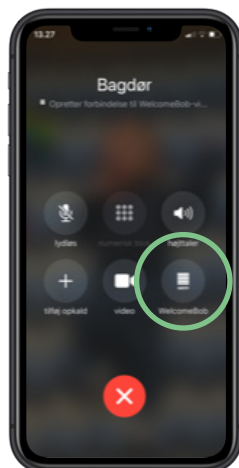
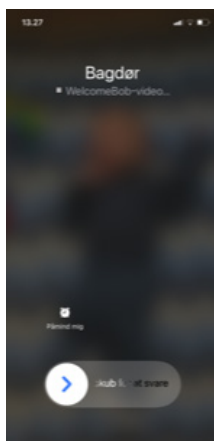


# Call




To make a call, the visitor scrolls through the list of companies, selects the desired one and presses it. A list of residents is then displayed. Tap the name to be visited and the person will be called.

## iOS

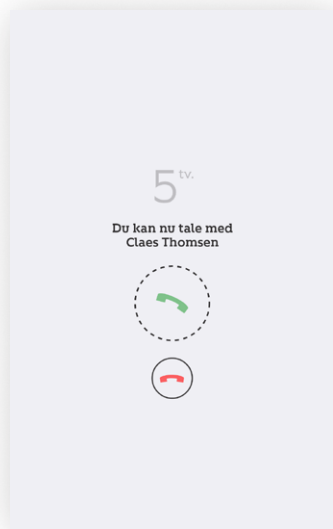


On an iPhone, the call looks like a phone call. Puch the WelcomeBob logo to answer and open the video feed from the door.

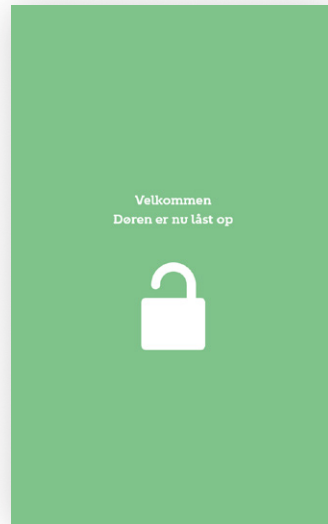
## Android







Down by the door, the status of the call is displayed, just as it is also communicated via audio that the call is in progress.



When the called person press unlock in the WelcomeBob app, this screen is shown on the intercom and the door is unlocked.



By answering the call, the WelcomeBob app is opened and the resident can see, talk to and open the door for the guest.



By pressing unlock, the unlock symbol is shown in the app and at the street door. It is thereby easy to see that the door is open.

# Invite user to company

## Just got a WelcomeBob installed?

WelcomeBob can add administrator access. This gives access to my.welcomebob.com, where you can control all aspects of the intercom.

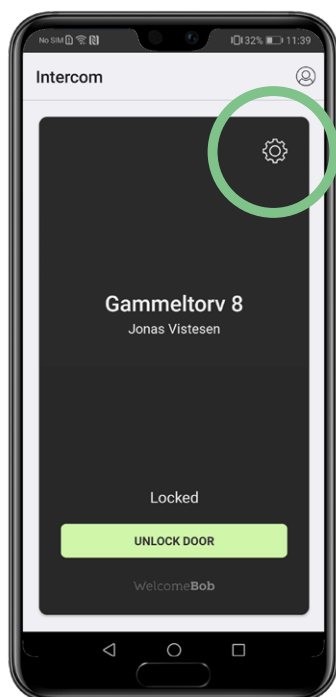
## Hierarchy

WelcomeBob has two levels of access on the app.

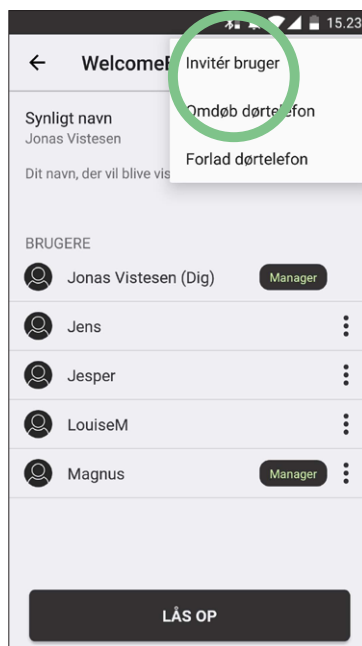
**Manager:** Can add and remove users from a group. A manager can only invite users.

**Users:** Can remove themselves from the WelcomeBob intercom.

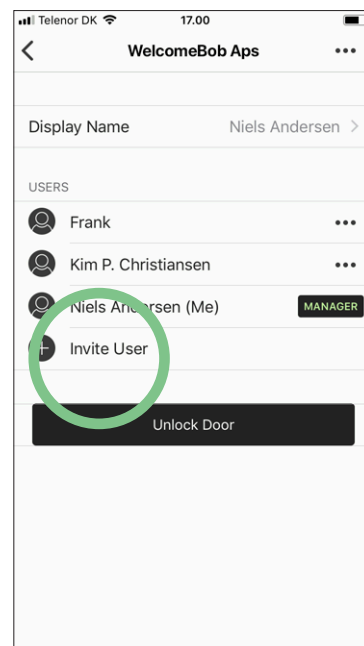
Managers og Users are both represented on the intercom and can review calls and change their name.



Manager på Android



Manager på iPhone



As a manager, you can invite users to your own apartment.

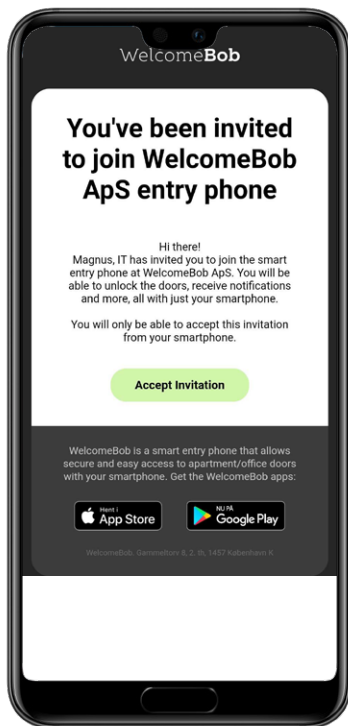
Press the gear icon on the front page of the app.

Invite a person to the intercom by typing their email.

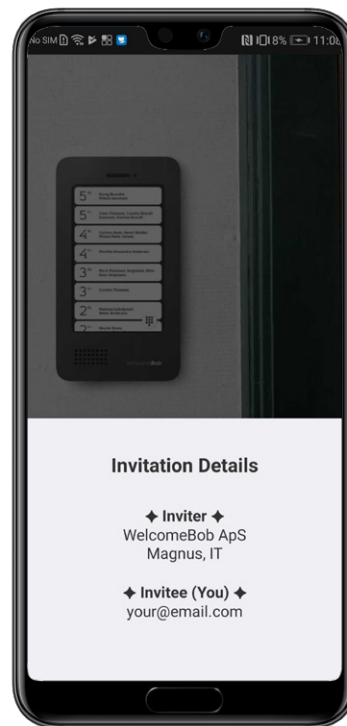
Note: In the online admin panel, your administrator can change roles from users to managers.

# Receiving an invitation

1



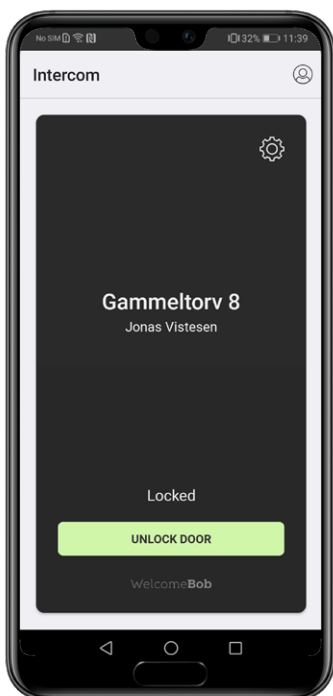
2



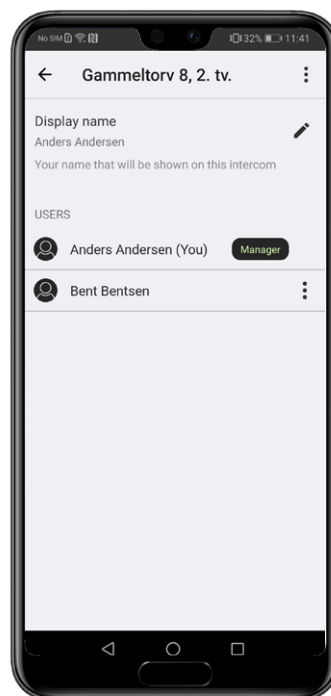
When you are invited to WelcomeBob, you will receive a mail with an installation link. Press the link on your phone and create a user in the WelcomeBob app.

When you press the link, you are guided through the onboarding process.

3



4



After you have been added to a group the app looks like this. Press the green button to unlock the door. Press the gear icon for settings.

From the settings menu you can change your name, see who is in your apartment group and invite others if you are a manager.

# Contact

Read more about Welcomebob at [www.welcomebob.com](http://www.welcomebob.com)

FAQ: [www.welcomebob.com/faq/](http://www.welcomebob.com/faq/)

Contact WelcomeBob at:  
[service@welcomebob.com](mailto:service@welcomebob.com)

For urgent help call:  
Niels: 60 61 93 20  
Jonas: 93 92 30 50

A large white circle containing the text "WelcomeBob" in a sans-serif font. The word "Welcome" is in a regular weight, and "Bob" is in a bold weight.

Welcome**Bob**